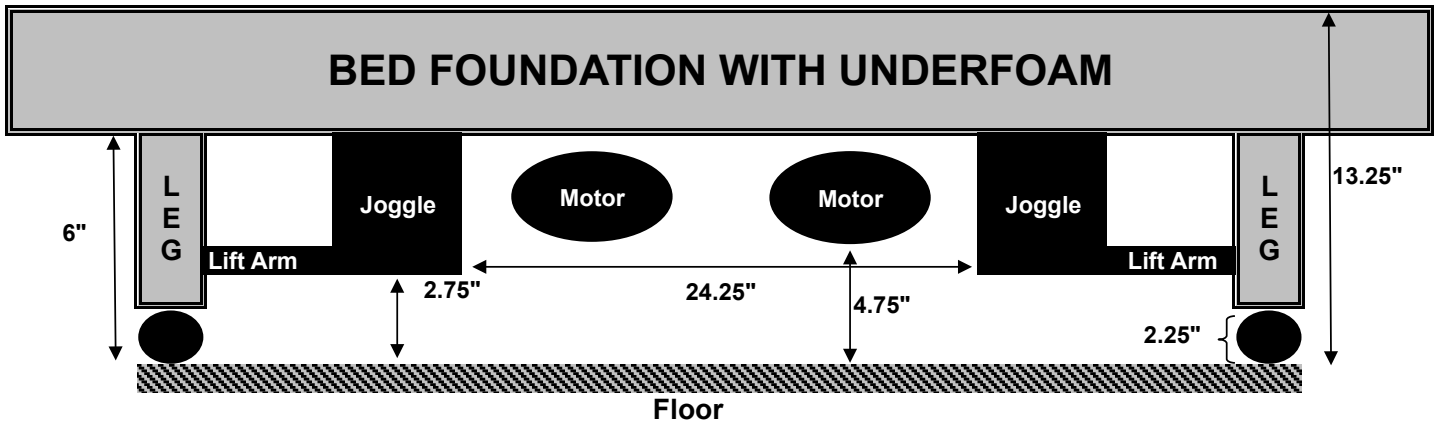
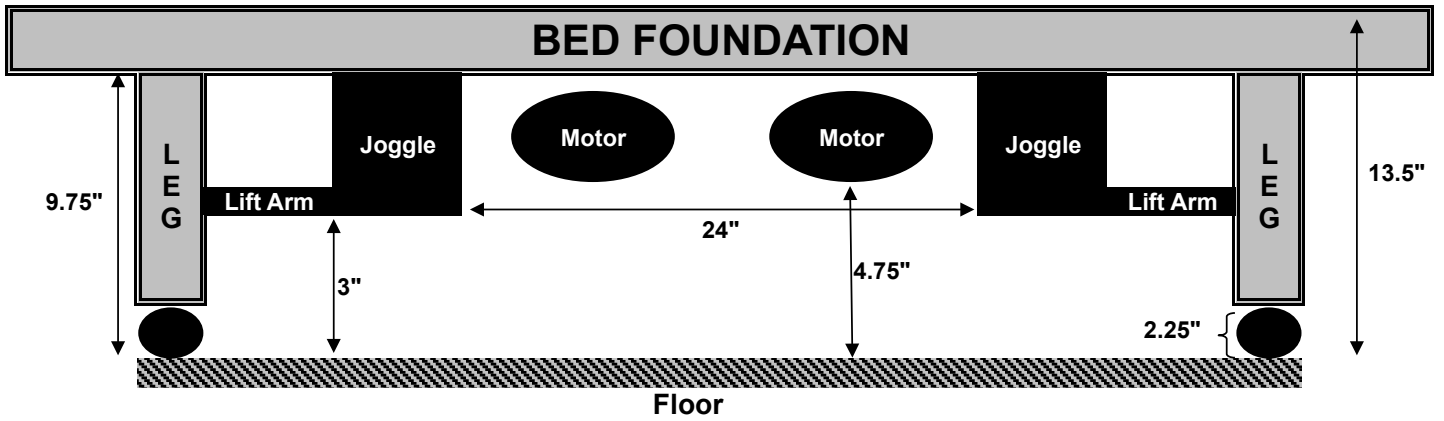


# PREMIER & VALUE CLEARANCES



Floor To Bottom Of Foundation (no underfoam)  
 Floor To Bottom of Foundation (with underfoam)

| With Casters | Without Casters |
|--------------|-----------------|
| 9.75"        | 7.5"            |
| 6"           | 3.75"           |

Clearance Between Joggles:

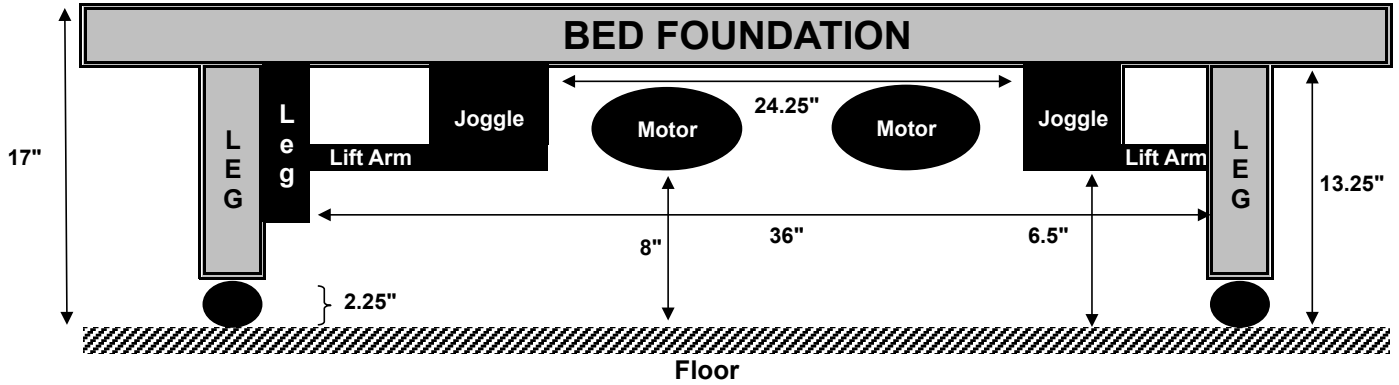
|        | With Casters | Without Casters |
|--------|--------------|-----------------|
| Length | 24.25"       | 24.25"          |
| Height | 4.75"        | 2.5"            |

Clearance Between Legs:

|        | With Casters | Without Casters |
|--------|--------------|-----------------|
| Length | 52.5"        | 52.5"           |
| Height | 2.75"        | 0.5"            |

# HI LOW CLEARANCES

## Foundation Lowered All The Way Down



|  | Fully Lowered | Fully Raised |
|--|---------------|--------------|
| Floor To Top Of Foundation                   | 17.00"        | 24"          |
| Floor To Top Of Foundation (without casters) | 14.75"        | 22.25"       |

| Clearance Between Joggles: |  | With Casters | Without Casters |
|----------------------------|--|--------------|-----------------|
| Length                     |  | 24.25"       | 24.25"          |
| Height                     |  | 8"           | 5.75"           |

| Clearance Between Legs: |  | With Casters | Without Casters |
|-------------------------|--|--------------|-----------------|
| Length                  |  | 36"          | 36"             |
| Height                  |  | 6.5"         | 4.25"           |

**NOTE>** The hi-lo motor is mounted on the right side of the bed (if you are lying down in the bed). That means that there is more clearance on the left side of the bed (if you are lying down in the bed).